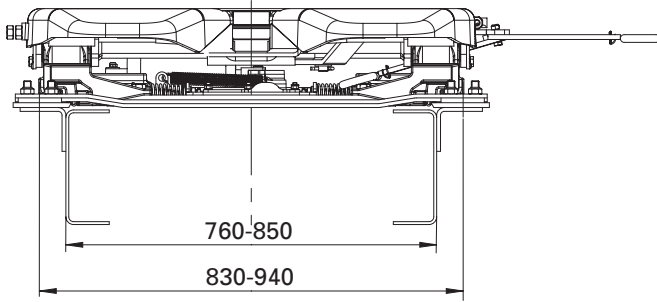


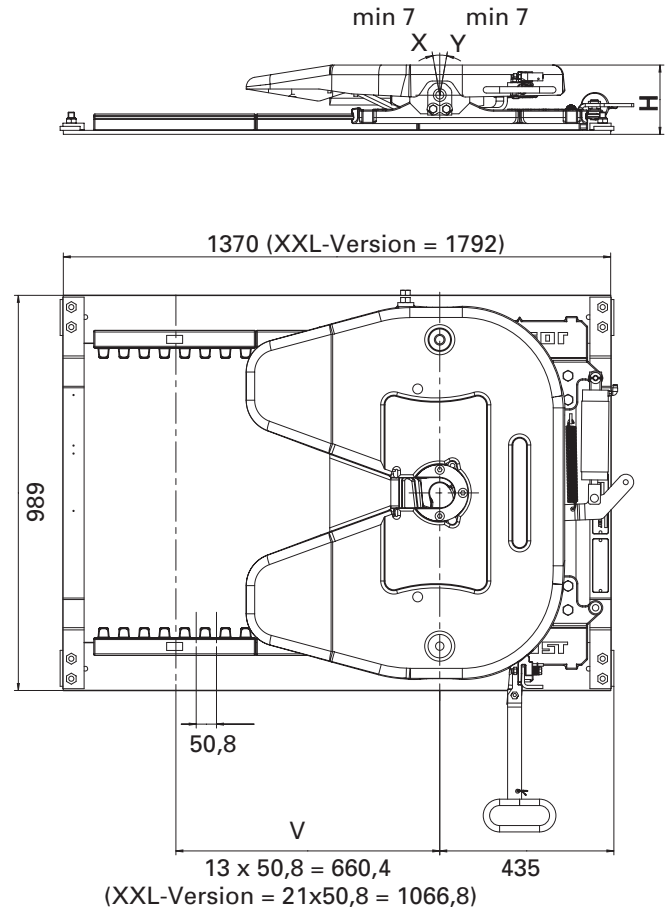
# Sliders · JSK SL

## Advantages at a glance

- Low weight
- Suitable for all standard hole pattern types
- Optimum protection against corrosion thanks to E-coating



V = Sliding distance



## Technical Data

Type	D value (kN)	Imposed load U (t)	Approval (ECE SL)
JSK SL	152	20	E1 55R-01 1151

Installation instructions under [www.jost-world.com](http://www.jost-world.com)

- The JSK SL is not suitable for use in site traffic.
- The load conditions apply for operation on paved roads and transport conditions typical in Central Europe.
- Please enquire about uses other than these.

## Technical Specification

Suitable for 2" king pins (class G 50) as per ECE R55-01, DIN 74080, ISO 337 and steering wedges as per ECE R55-01, DIN 74085.

## Order key for JSK SL

### Components and variants

Fifth wheel coupling JSK SL	Mounting height	Variants Handle / SK-Maintenance	Customer hole pattern types (all e-coated)
<b>DO</b> = JSK 36 D (pressed steel)	<b>32</b> = 173 mm	<b>06</b> = Slider manual	<b>AA</b> = Standard (without hole pattern, no customer-specific pattern)
<b>EO</b> = JSK 37 E (cast)	<b>45</b> = 203 mm	<b>07</b> = Slider manual / JSK 37 EW	<b>FV</b> = IVECO hole pattern 920/M16
	<b>73</b> = 263 mm	<b>T6</b> = Slider manual / JSK 37 EW/LT1P	<b>DR</b> = DAF hole pattern 880/M16/150/100/200
		<b>D6</b> = Slider manual / JSK 36 D + 3 Sensors*	<b>CK</b> = MAN hole pattern 880/M16
		<b>20</b> = Slider pneumatic	<b>CN</b> = RVI hole pattern 900/M16
		<b>21</b> = Slider pneumatic / JSK 37 EW	<b>DV</b> = RVI hole pattern 940/M16
		<b>I3</b> = Slider pneumatic / JSK 37 EW/LT1P	<b>EC/GA</b> = Scania hole pattern* 880/M18/reinforced traverse
		<b>D5</b> = Slider pneumatic / JSK 36 D + 3 Sensors*	<b>BC/GC</b> = Scania hole pattern 880/M18
		<b>V2</b> = Slider pneumatic / JSK 37 E / 1 Sensor on Slider **	<b>BD</b> = Volvo hole pattern 930/M12
		<b>X6</b> = XXL Slider manual	<b>DF</b> = JOST hole pattern XXL Slider 880/M16
		<b>X4</b> = XXL Slider manual / JSK 37 EW/LT1P	
		<b>X8</b> = XXL Slider pneumatic	
		<b>X5</b> = XXL Slider pneumatic / JSK 37 EW/LT1P	

\* = remote display and cable set have to be ordered separately  
 \*\* = only available in mounting heights 173 mm and 203 mm with customer hole pattern type GA/GC

\* = reinforced traverse only possible with elevated mounting angle

**XXL-Slider only with "AA" or "DF" hole pattern**

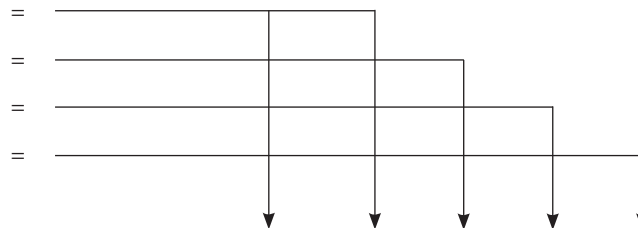
#### Explanations:

JSK 37 EW = Low-maintenance version with plastic top plate liner

LT1P = LubeTronic 1Point

### Example of an order number – JSK SL DO 32 06 AA

Fifth wheel coupling =  
 Mounting height =  
 Variants (handle/maintenance) =  
 Customer hole pattern =



#### Mounting kits

Customer hole pattern	Order No.	Quantity per SL
CT/FV	SLE000000120	1
CK	SLE000000120	1
CN/DV	SLE000000120	1
BP	SLE000000120	1
CP/DR	SLE000000120	1
DF	SLE000000120	2
BD	SLE000000320	1
EC/BC	SLE000000220	1
CB	SLE000000720	1

#### Remote display

Order No.	Description	Weight (kg)
SKE501620200	3-sensor-display, 24 V (european Standard)	0,075
SKE501620500	3-sensor-display, 12 V	0,075

#### Cable set

Order No.	Description	Weight (kg)
SKE002110200	ADR (for hazardous materials transporter)	1,85

#### Fleetmaster Handle

Order No.	Description	Weight (kg)
SKE070616469	complete for slider manual	2,00
SKE070616416	complete for slider pneumatic	2,00

available with



Sensoric

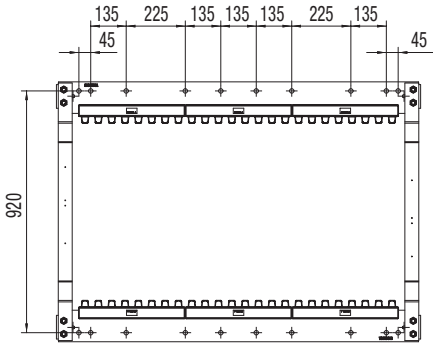


LubeTronic 1P

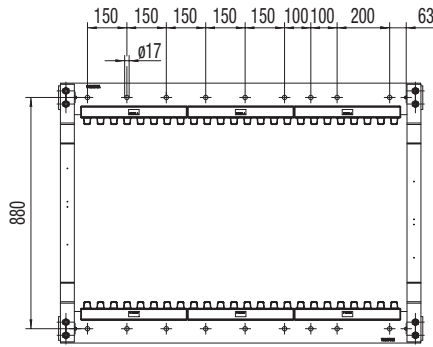
Delivery time on request (not all combinations are possible)

Customer hole pattern

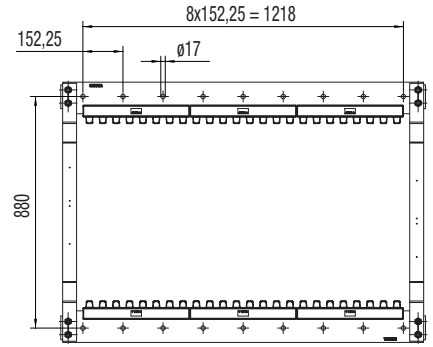
FV



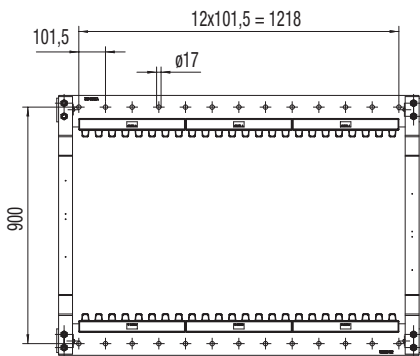
DR



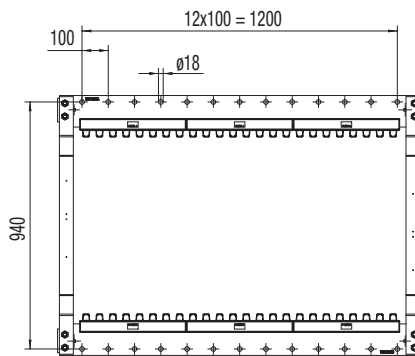
CK



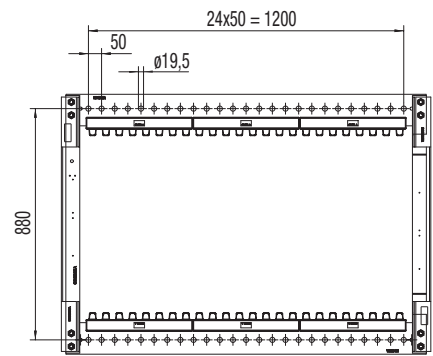
CN



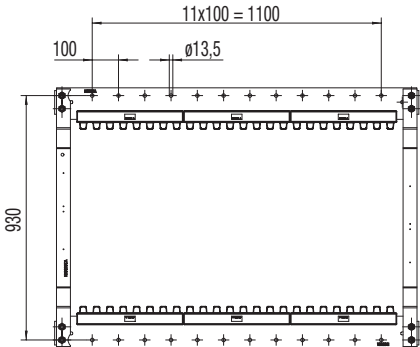
DV



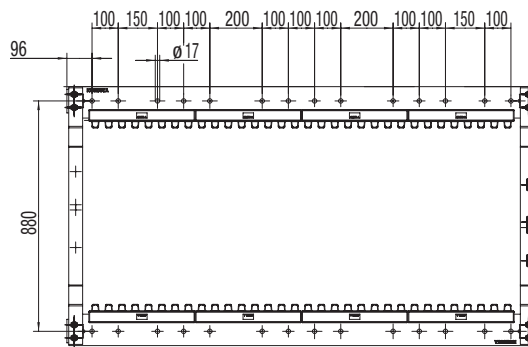
EC/GA/BC/GC



BD

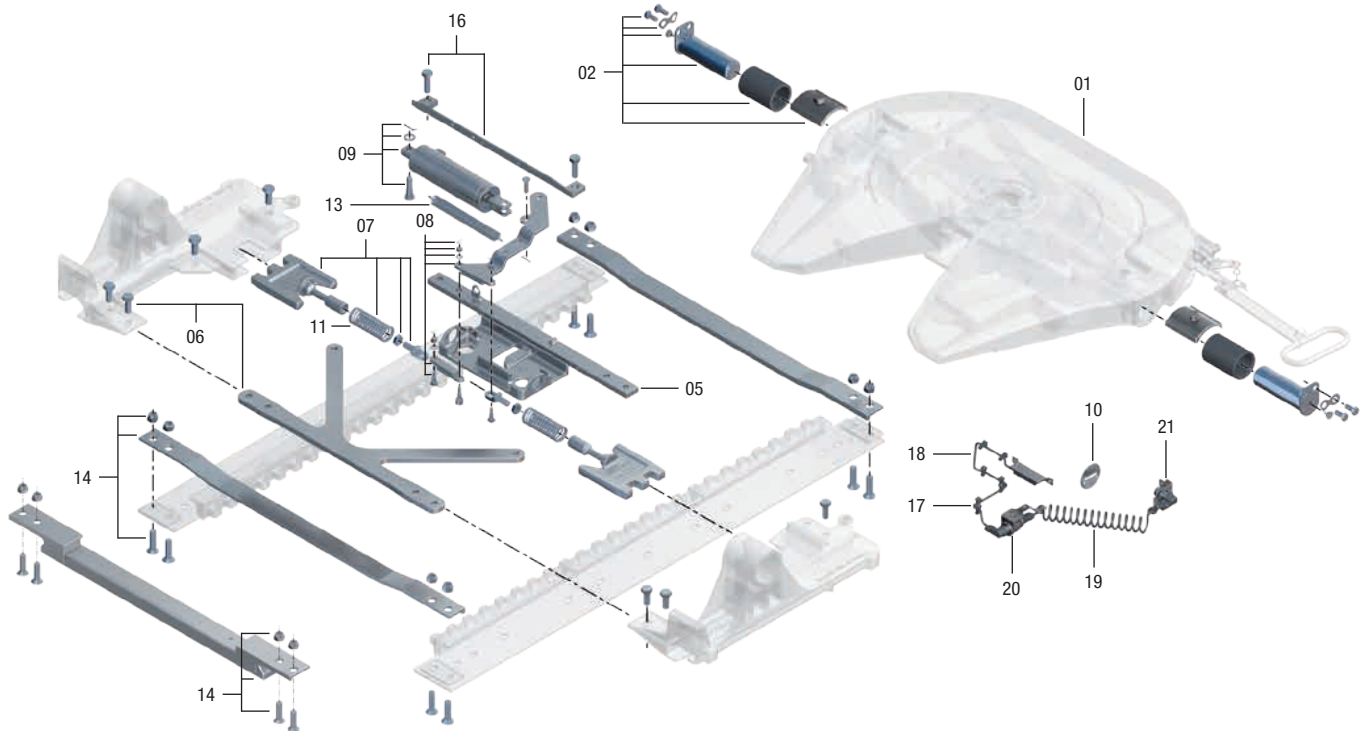


DF



# JSK SL

## Spare parts



Item	Description	Remark	Order No.	per JSK
01	Fifth wheel coupling	*		1
02	Split pin	for JSK SLE0xxxxxx	SK 3121-61	1
02	Split pin	for JSK SLDOxxxxxx	SK 2921-051	1
05	Split pin, kit		SLE202210020	1
06	Bracing, kit		SLE202120020	1
07	Stopper, kit	with 11	SLE202520020	2
08	Lever, kit		SLE202300020	1
09	Cylinder, kit	for pneumatic version	SLE202410020	1
10	Pneumatics kit	for pneumatic version	V 1021-54	1
11	Pressure spring		SLE201330020	2
13	Double tension spring		SLE202610000	1
14	Traverse, kit		SLE201380020	2

Item	Description	Remark	Order No.	per JSK
14	Reinforced traverse, kit Scania		SLE201380320	2
oZ	Handle, kit BH 173	for manual version	SLE202420020	1
oZ	Handle, kit BH 203	for manual version	SLE202850020	1
oZ	Handle, kit BH 220	for manual version	SLE202850020	1
oZ	Handle, kit BH 263	for manual version	SLE202720020	1
16	Bridge, kit	for manual version	SLE202770020	1
16	Bridge, kit	for pneumatic version	SLE203300020	1
17	Cable tie	for JSKSLxxxxV2xx	NTE004050000	7
18	Sensor kit	for JSKSLxxxxV2xx	SKE002331100	1
19	Coiled cable	for JSKSLxxxxV2xx	SLE203780000	1
20	Plug holder, Bearing plate kit	for JSKSLxxxxV2xx	SLE203790000	1
21	Plug holder, traverse, kit	for JSKSLxxxxV2xx	SLE203930000	1

\* Spare parts of fifth wheel coupling see JSK 37 E or JSK 36 D

The gear racks and the fifth wheel plate are not available as spare parts.

Spare parts for Sensoric please refer to Sensoric

